

What to do after a storm



Easy Read

About this information



This information tells you what to do after a bad storm happened.



NSW State Emergency Service made this information.

We are called **NSW SES** for short.



This information will help you stay safe.

Things to do after a storm



It is a good idea to contact your family and friends after a storm.



You can tell them that you are safe and check if they are also ok.



You could also check in with neighbours to make sure they are ok.




You should check your home if there are things broken from the storm.

Things you should not do



You should **not** go near things like

- Trees
- Powerlines.



They might be broken from the storm and could be dangerous.



You should also stay away from flood water.

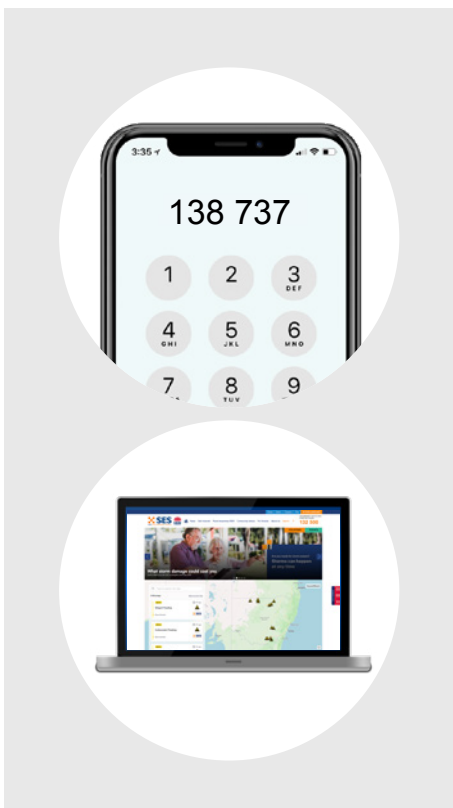
Contacts



Call **000** if you are in danger right now.




You can contact NSW SES for more information about storms.



You can

- Call us on **138 737**
- Go to the website **www.ses.nsw.gov.au**



You can contact the National Relay Service if you are

- Deaf
- Have trouble hearing.



Go to their website **www.accesshub.gov.au** and ask for the NSW SES.

Council for Intellectual Disability made this document Easy Read. **CID** for short. You need to ask CID if you want to use any pictures in this document. You can contact CID at **business@cid.org.au**.