

What to do after a flood



Easy Read

About this information



This information is about what to do after a flood.



NSW State Emergency Service made this information.

We are called **NSW SES** for short.



This information will tell you things like

- What you should do when you get back home after a flood



- What you must **not** do.


Things to do after a flood



There are things you must do when you get back home after a flood.



You might not be safe if you do not do these things.



You must turn off electricity and gas before you go into your home.



Use a torch if it is dark.




It might not be safe to turn on lights.



You should wear things like boots and gloves when you clean things up.



This will keep you safe when you walk in or touch things that were in floodwater.



Check for things that might be broken like


- Windows

- Walls


- Roof.




You should get a **licensed electrician** to check your electricity and gas.



A **licensed electrician** is a person who had training to deal with electrical things like lights.



The electrician can also check if your electrical appliances are safe to use.



This might be things like

- Washing machine
- Stove
- Toaster.

Things you should not do



You should not go near floodwater.



That means do not walk in it or touch it.



You should not eat anything that was in floodwater like

- Food

- Medicines.




Water from the tap might not be safe to drink after a flood.



Only drink from the tap after NSW Health said it is safe again.



Do not turn on electrical things in your house until they are checked to be safe.



This also means that you must not turn on any lights.

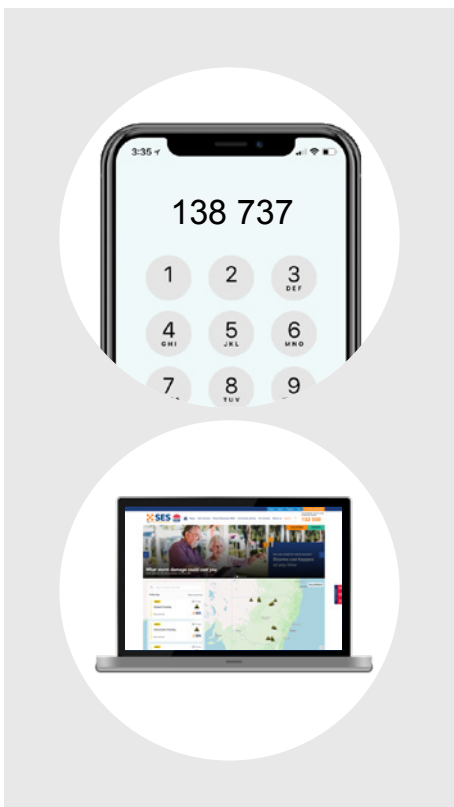
Contacts



Call **000** if you are in danger right now.




You can contact NSW SES for more information about floods.



You can

- Call NSW SES on **138 737**
- Go to the website **www.ses.nsw.gov.au**



You can contact the National Relay Service if you are

- Deaf
- Have trouble hearing.



Go to their website **www.accesshub.gov.au** and ask for the NSW SES.

Council for Intellectual Disability made this document Easy Read. **CID** for short. You need to ask CID if you want to use any pictures in this document. You can contact CID at **business@cid.org.au**.