


# Tsunami warnings



**Easy Read**

## About this information



This information is about the different warnings for a tsunami.



A **tsunami** is when very big waves happen after an earthquake under water.



The waves are very fast and can flood the beach and much of the land behind.



Tsunamis do not happen very often.



The warnings let you know that something dangerous is happening like a tsunami.




**NSW State Emergency Service** made this information.

We are called **NSW SES** for short.



This information tells you what to do if there is a warning for a tsunami.

# Warnings for tsunamis



There are 2 different warnings for tsunamis.



The yellow warning is called **Advice**.




If you see the **yellow Advice** warning it means


- There might be a tsunami
- Start to get ready to leave
- Keep checking for information.



This is a good time to contact someone you trust for support.



The red warning sign is the **Emergency Warning**.




If you see the **red Emergency Warning**

- There is a tsunami coming
- You are in danger
- You must leave now.



Do not go by car.

# How to find out about a tsunami



There are different places to find out about tsunami warnings.



You can

- Check the app **Hazards Near Me**
- Watch TV
- Listen to the radio
- Go to the NSW SES website  
**[www.ses.nsw.gov.au](http://www.ses.nsw.gov.au)**
- Check social media like Facebook.



You might even hear a loud siren to let you know that a tsunami is coming.



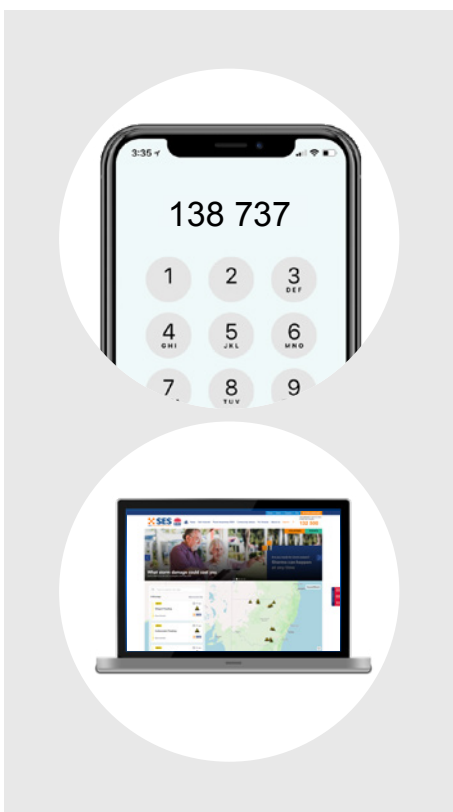
# Contacts



Call **000** if you are in danger right now.




You can contact NSW SES for more information about tsunamis.



You can

- Call NSW SES on **138 737**
- Go to the website **[www.ses.nsw.gov.au](http://www.ses.nsw.gov.au)**



You can contact the National Relay Service if you are

- Deaf
- Have trouble hearing.



Go to their website **[www.accesshub.gov.au](http://www.accesshub.gov.au)** and ask for the NSW SES.

Council for Intellectual Disability made this document Easy Read. **CID** for short.  
You need to ask CID if you want to use any pictures in this document.  
You can contact CID at **[business@cid.org.au](mailto:business@cid.org.au)**.