

Storm warnings



Easy Read

About this information



This information is about the different warnings for storms.



The warnings let you know that something dangerous is happening like a storm.



NSW State Emergency Service made this information.

We are called **NSW SES** for short.




This information tells you what to do if there is a warning.


Warnings for storms



There are 3 different warnings for storms.



The yellow warning is called **Advice**.




If you see the **yellow Advice** warning it means

- There might be a dangerous storm
- Stay inside or look for a place inside to go to
- Keep checking for information.



The orange warning is called **Watch and Act**.



If you see the **orange Watch and Act** warning it means

- The storm is getting worse
- You might be in danger
- Stay inside or find a place inside to go to.



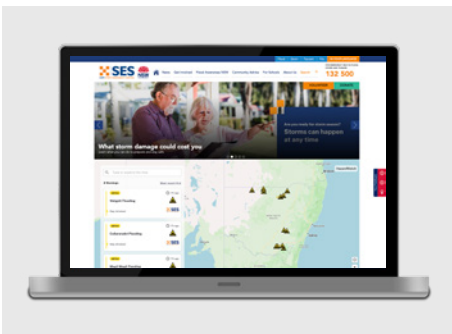
This is a good time to contact someone you trust for support.



You should also start to look at your **emergency plan**.



Your **emergency plan** is a plan that tells you what to do if something bad happens like a storm.



For more information about getting ready for a storm go to our website

www.ses.nsw.gov.au



It is safe again when NSW SES changes the warning back to yellow Advice.



The red warning sign is the **Emergency Warning**.



If you see the **red Emergency Warning** it means

- The storm is very dangerous



- You are in danger



- Stay inside.



It is safe again when NSW SES changes the warning back to yellow Advice.

How to find out about a storm



There are different places to find out about storm warnings.



You can find out about a storm on

- The **Hazards Near Me** app
- TV
- The radio
- The SES website **www.ses.nsw.gov.au**
- Social media like Facebook.

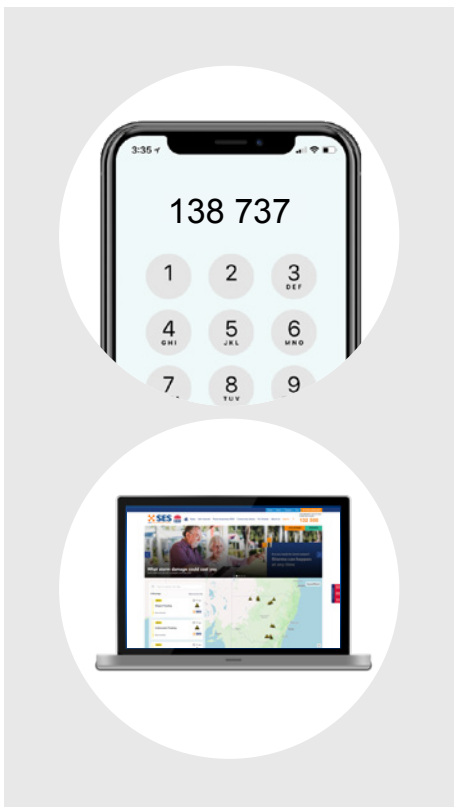
Contacts



Call 000 if you are in danger right now.




You can contact NSW SES for more information about storms.



You can

- Call us on **138 737**
- Go to our website **www.ses.nsw.gov.au**



You can contact the National Relay Service if you are

- Deaf
- Have trouble hearing.



Go to their website **www.accesshub.gov.au** and ask for the NSW SES.

Council for Intellectual Disability made this document Easy Read. **CID** for short. You need to ask CID if you want to use any pictures in this document. You can contact CID at **business@cid.org.au**.