

How you will be warned








The Bureau of Meteorology www.bom.gov.au issue Severe Weather Warnings which can include abnormally high tides and unusually large surf waves expected to cause damaging conditions on the coast.

Warnings are broadcast over local radio stations and other media.









North Narrabeen Beach

If Coastal Erosion is occurring

-  Stay out of the water and away from areas exposed to damaging surf
-  Stay clear of areas where active erosion is occurring, or is likely to occur and advise your local council
-  Keep in contact with your neighbours
-  Listen to your local radio station and other media for information, updates and advice
-  Follow all instructions given to you by emergency services
-  Prepare to evacuate if required
-  For emergency help in floods and storms, call the NSW SES on 132 500

After a severe weather event

-  Check your house or property for damage. You may need to have an assessment by a professional coastal engineer
-  Stay clear of areas impacted by damaging surf, erosion scarps and damaged buildings or structures
-  Stay clear of creeks, drains, fallen trees and power lines
-  Do not go sightseeing as this may hinder recovery efforts or put yourself and others at risk
-  Check to see if your neighbours need help
-  Inform your local council if there are dangerous erosion scarps



Prepared in association with the NSW Office of Environment and Heritage

FOR EMERGENCY HELP IN FLOOD,
STORM AND TSUNAMI CALL

132 500

In life-threatening emergencies call 000 (triple zero)

For more information call the NSW SES
on **1800 201 000**

or visit: www.stormsafe.com.au

Coastal Erosion StormSafe

Cover image: North Entrance Juggerah NSW



New South Wales



#NSWSES



/NSWSES



/NSWSES



What is coastal erosion?

Coastal erosion is the loss of land along the shoreline due to the natural removal of beach and dune material in response to changing wave and water level conditions. During storms coastal erosion can occur rapidly, causing damage and potential danger to buildings, infrastructure and people.

Weather conditions leading to coastal erosion in NSW are typically associated with intense low pressure systems off the coast which generate large waves and elevated water levels. These low pressure systems include tropical cyclones, ex-tropical cyclones and east coast lows.

The extent of coastal erosion can be influenced by a number of natural factors including: tides; waves; water level; wind; rips; runoff and headlands. It can also be affected by the presence of sea walls and other structures.

Climate change is predicted to result in increased coastal erosion over time, as sea levels rise and storm intensity increases.



South Golden Beach, NSW







Are you at risk?

When coastal erosion occurs, high near-vertical walls of sand (erosion scarps) can be created. These erosion scarps are then at risk of collapsing. If buildings or other structures are located close to erosion scarps they can be undermined and damaged.

Some homes and buildings have been built along the NSW coastline within the 'active' beach system and are therefore potentially at risk from coastal erosion.

It is dangerous to stand near the edge or at the bottom of erosion scarps, as they can collapse.

What you can do now

-  Know your risk. Find out if your property is located in a known coastal erosion risk area by contacting your local council
-  Make a plan for your family that outlines what you would do in an emergency
-  Get your kit together. An emergency kit consists of a portable battery powered radio and torch, spare batteries, a first aid kit, candles and waterproof matches, important documents including emergency contact numbers, copies of emergency plans and a waterproof bag for valuables
-  Listen to your local radio station and other media for Severe Weather Warnings, information, updates and advice
-  Consider the need for temporary coastal protection works until a more permanent solution can be arranged (first check that these are allowed in your area)
-  If you intend to construct permanent erosion protection works for your property, you will need to obtain approval

How the NSW SES can help

The NSW State Emergency Service (NSW SES) is responsible for the emergency management of storms in NSW, including storms which cause coastal erosion.

The NSW SES provides emergency assistance and safety advice for people affected by floods, storms and tsunamis. Where buildings are vulnerable to coastal erosion, NSW SES coordinates the evacuation of people at risk and if time and resources permit, can help coordinate the protection of your readily moveable household or business contents.

The NSW SES has no role in controlling, coordinating or constructing hazard mitigation for coastal erosion protection or temporary coastal protection works.

How your local council can help

Your local council can provide you with information regarding the coastal erosion risk in your area and any projects or plans that apply to reduce the impacts.

Council can also provide you with information regarding the requirements for the construction of coastal protection works.

Permanent coastal protection works

If you want to install permanent erosion protection works, you will need approval. Check with your local council, or the NSW Coastal Panel about the consent process in your area. For further information visit www.environment.nsw.gov.au







Belongil Spit, Byron Bay, NSW

Temporary coastal protection works

There are some places along the NSW coast (known as authorised locations) where property owners are allowed to place sand or sand filled geotextile bags as a temporary measure to reduce erosion threats.

To find out if you are in one of these authorised locations and for further details on how temporary coastal protection works should be constructed, refer to the Guide to the Statutory Requirements for Temporary Coastal Protection Works - www.environment.nsw.gov.au

-  Notify your local council if you carry out temporary coastal protection works on your property
-  Obtain a certificate (under the Coastal Protection Act 1979) from either the Office of Environment and Heritage (OEH) or your local council prior to construction if you intend to install temporary works on public land such as a beach
-  Never place rock, construction debris or other hard materials on a beach in an attempt to reduce erosion without prior consent. Placement of these materials on beaches can lead to further erosion
-  Never carry out construction works unless it is safe to do so